

























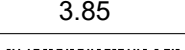
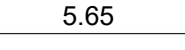

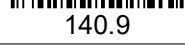








2

Assay Data Sheet - Expected Ranges  
BioProfile® FLEX Controls - LEVEL 2

2

Lot Number:   
505667

Exp. Date: 2026-08

Parameter	Units	Expected Range		+/- 3 SD Expected Range	
		Lower Limit	Upper Limit	Lower Limit	Upper Limit
pH	-	 6.884	 6.984	 6.859	 7.009
PO <sub>2</sub>	mm Hg	 96.3	 116.3	 91.3	 121.3
PCO <sub>2</sub>	mm Hg	 35.0	 43.8	 32.9	 45.9
Gluc	g/L	 4.50	 6.00	 4.12	 6.38
Lac	g/L	 2.55	 3.45	 2.32	 3.68
NH <sub>4</sub> <sup>+</sup>	mmol/L	 3.85	 5.65	 3.35	 6.15
Na <sup>+</sup>	mmol/L	 122.5	 140.9		
K <sup>+</sup>	mmol/L	 3.58	 4.42		
Ca <sup>++</sup>	mmol/L	 0.67	 0.93		
PO <sub>4</sub>	mmol/L	 0.74	 1.14		
p	mg/L	 23.0	 35.4		
Osmolality	mOsm/kg H <sub>2</sub> O	 394	 406		